



Constant Contact Survey Results

Survey Name: 2015 November/Annual Meeting Survey

Response Status: Partial & Completed

Filter: None

12/31/2015 7:11 PM CST





TextBlock:

Please give us your feedback on our November 19th Potluck and Seed Exchange.






Did you attend the Wild Ones November 19th Potluck and Seed Exchange? If not, please skip to question #7.

Answer	0%	100%	Number of Response(s)	Response Ratio
Yes			9	75.0 %
No			3	25.0 %
No Response(s)			0	0.0 %
Totals			12	100%




How did you learn of our November potluck?

Answer	0%	100%	Number of Response(s)	Response Ratio
Membership newsletter			7	70.0 %
Membership email announcement			5	50.0 %
Through a member			0	0.0 %
Through our website: www.wildonesrrvc.org			1	10.0 %
Other			3	30.0 %
Totals			10	100%

Why did you attend our November potluck? Select all that apply.

Answer	0%	100%	Number of Response(s)	Response Ratio
To mingle with other members			9	90.0 %
To participate in the seed exchange			6	60.0 %
To participate in the demonstration of flower arranging with dried native plants			0	0.0 %
To support the organization			6	60.0 %
I love a potluck			5	50.0 %
Other			2	20.0 %
Totals			10	100%

What is your level of satisfaction with the November potluck?

Answer	0%	100%	Number of Response(s)	Response Ratio
Very satisfied			8	66.6 %
Somewhat satisfied			1	8.3 %
Neutral			0	0.0 %
Somewhat dissatisfied			0	0.0 %
Very dissatisfied			0	0.0 %
No Response(s)			3	25.0 %
Totals			12	100%

What is your level of satisfaction with the November presentation of member's yards?

Answer	0%	100%	Number of Response(s)	Response Ratio
Very satisfied			4	33.3 %
Somewhat satisfied			0	0.0 %
Neutral			1	8.3 %
Somewhat dissatisfied			1	8.3 %
Very dissatisfied			0	0.0 %
No Response(s)			6	50.0 %
Totals			12	100%

What is your level of satisfaction with the location of the November potluck/seed exchange/demonstration?

Answer	0%	100%	Number of Response(s)	Response Ratio
Very satisfied			7	58.3 %
Somewhat satisfied			0	0.0 %
Neutral			2	16.6 %
Somewhat dissatisfied			1	8.3 %
Very dissatisfied			0	0.0 %
No Response(s)			2	16.6 %
Totals			12	100%

Please rank our 2015 programs from the one you like the most (10) to the one you liked the least (1).

1 = Liked the Least

Answer	1	2	3	4	5	6	7	8	9	10	Number of Response(s)	Ranking Score*
1/15- Converting a City Lot into a Wild Place, Mary Anne & Bruce Mathwich											9	5.0
2/19- Ephemerals-Harbingers of Spring, Kris Koch											9	6.7
3/19- Land Management Prior to European Settlement, Ed Jakaitis											9	5.8
4/16- Starting from Scratch: Planning your Native Landscape, Rebecca Olson											9	5.3
5/21- Local Ferns for Native Gardens, Ed Cope											9	6.6
6/18- Propagating Conservative Natives, Rob Sulski											9	5.3
7/16- Summer Potluck and Yard Tour, Claudia & Stephen Fleeman											9	5.8
8/20- Permaculture for Native Gardeners, Judy Speer											9	5.0
9/17- Native Gardens to Attract Migrating Birds, Marian Thill											9	4.3
10/15- Fighting Invasive Species in Native Landscapes, Mia Spaid											9	5.2

*The Ranking Score is the weighted average calculated by dividing the sum of all weighted rankings by the number of total responses.

Please indicate the importance of the following related to attending a Wild Ones monthly meeting.

1 = Very Unimportant, 2 = Somewhat Unimportant, 3 = Neutral, 4 = Somewhat Important, 5 = Very Important

Answer	1	2	3	4	5	Number of Response(s)	Rating Score*
Topic/theme/presenter						11	4.5
Location						11	3.6
Time of day for event						11	4.0
Length of event						11	3.5
Ease of transportation or parking						11	3.5
Access to Lending Library						11	3.3
Merchandise available for sale						11	3.1
Gathering native plant information from the chapter display booth						11	3.3
Refreshments						11	3.0

*The Rating Score is the weighted average calculated by dividing the sum of all weighted ratings by the number of total responses.

How likely are you to attend a Wild Ones meeting or event again?

Answer	0%	100%	Number of Response(s)	Response Ratio
Very likely			11	91.6 %
Somewhat likely			0	0.0 %
Neutral			0	0.0 %
Somewhat unlikely			0	0.0 %
Very unlikely			0	0.0 %
No Response(s)			1	8.3 %
Totals			12	100%

How likely are you to recommend a Wild Ones meeting or event to a friend, colleague or family member?

Answer	0%	100%	Number of Response(s)	Response Ratio
Very likely			9	75.0 %
Somewhat likely			2	16.6 %
Neutral			0	0.0 %
Somewhat unlikely			0	0.0 %
Very unlikely			0	0.0 %
No Response(s)			1	8.3 %
Totals			12	100%

Which of our other events are you aware of? Select all that apply.

Answer	0%	100%	Number of Response(s)	Response Ratio
Native Plant Sales			10	90.9 %
Show Me/Help Me Yard Tours			11	100.0 %
Mentoring Program			10	90.9 %
Annual Yard Social			11	100.0 %
Annual Potluck and Seed Exchange			11	100.0 %
Plant Rescues			10	90.9 %
I am unaware of these events			0	0.0 %
Other			0	0.0 %
Totals			11	100%

How interested are you in attending the following events?

1 = Very Uninterested, 2 = Somewhat Uninterested, 3 = Neutral, 4 = Somewhat Interested, 6 = Very Interested

Answer	1	2	3	4	5	6	Number of Response(s)	Rating Score*
Monthly Meetings							11	5.0
Native Plant Sales							10	5.2
Show Me/Help Me Yard Tours							11	3.8
Mentoring Program							10	3.1
Annual Yard Social/Tour							11	4.4
Annual Potluck and Seed Exchange							10	5.0
Plant Rescues							10	3.8

*The Rating Score is the weighted average calculated by dividing the sum of all weighted ratings by the number of total responses.

Do you have any suggestions for improving the meetings and events that we offer?

2 Response(s)

What topics would you like to hear presented at our monthly meetings?

2 Response(s)